






# First Grade Weekly Homework Choice Board

Student \_\_\_\_\_

Week: Nov. 6-10, 2017

Choose at least 2 reading and 2 Social Studies/Science activities from each column to complete using the skills you are learning in class each week. Please complete the attached math pages. Check each item as your child finishes it. All students should read at least 20 minutes each night. Study your sight words.

Reading/Writing	Math	Science/Social Studies
<p>Non-fiction File Folder Project Due November 30, 2017</p>  <input type="checkbox"/>	<p>Complete the attached math pages.</p> 	<p>Can Sound Move Objects? <u>Material:</u> cling wrap, rice (beans or cereal can also work), speaker, bowl <u>Directions:</u> 1) put cling wrap over a bowl 2) put beans or rice on the cling wrap 3) put a speaker next to the bowl and turn on the speaker 4) What happened? Explain you think it happened?</p>
<p>Fluency Passages</p>  <input type="checkbox"/>		
<p><u>Brainpopjr</u></p> <p>Video: <b>Reading Nonfiction</b> username: libertypointes password: brainpop</p> <input type="checkbox"/>		
 <input type="checkbox"/>	 <input type="checkbox"/>	<p>Non-fiction File Folder Project Due November 30, 2017</p> <input type="checkbox"/>

Parent Signature \_\_\_\_\_

## Important Notes

- Please send a note for all transportation changes.
- Our lunch is very early, students may bring a snack each day.

All homework should be done in the homework journal provided. Please date the homework assignments to make it easy for grading. Only use one page daily, and if multiple assignments can fit on one page, please do so. Homework is due each Friday.

## FLUENCY PASSAGE

**Directions:** Set a timer for one minute. Read the following passage aloud as quickly and as accurately as you can. Record how many words you read correctly at the bottom of this page. Repeat one more time. Do this Monday through Thursday. The purpose of this activity is to increase reading fluency.

### Pets

A rat can be a pet.	6
I did not get a rat.	12
A cat can be a pet.	18
My dad did not get me a cat.	26
A dog can be a pet.	32
My mom did not let me get a dog.	41
Do I get a pet? Yes! I get a pet frog.	52

By signing below, I am acknowledging that my child has read the passage above aloud to me two times.

Monday		Tuesday		Wednesday		Thursday	
1 <sup>st</sup> Try	_____ Words	1 <sup>st</sup> Try	_____ Words	1 <sup>st</sup> Try	_____ Words	1 <sup>st</sup> Try	_____ Words
2 <sup>nd</sup> Try	_____ Words	2 <sup>nd</sup> Try	_____ Words	2 <sup>nd</sup> Try	_____ Words	2 <sup>nd</sup> Try	_____ Words
<i>Parent/Guardian Signature:</i> _____		<i>Parent/Guardian Signature:</i> _____		<i>Parent/Guardian Signature:</i> _____		<i>Parent/Guardian Signature:</i> _____	

## FLUENCY PASSAGE

**Directions:** Set a timer for one minute. Read the following passage aloud as quickly and as accurately as you can. Record how many words you read correctly at the bottom of this page. Repeat one more time. Do this Monday through Thursday. The purpose of this activity is to increase reading fluency.

### Dust

There is dust on the desk.	6
I will get a cloth.	11
I will get the dust off the desk.	19
There is dust on the shelf.	25
The cloth will get the dust off the shelf.	34
I see dust on the lamp.	40
There is lots of dust!	45

By signing below, I am acknowledging that my child has read the passage above aloud to me two times.

Monday		Tuesday		Wednesday		Thursday	
1 <sup>st</sup> Try	_____ Words	1 <sup>st</sup> Try	_____ Words	1 <sup>st</sup> Try	_____ Words	1 <sup>st</sup> Try	_____ Words
2 <sup>nd</sup> Try	_____ Words	2 <sup>nd</sup> Try	_____ Words	2 <sup>nd</sup> Try	_____ Words	2 <sup>nd</sup> Try	_____ Words
<i>Parent/Guardian Signature:</i> _____		<i>Parent/Guardian Signature:</i> _____		<i>Parent/Guardian Signature:</i> _____		<i>Parent/Guardian Signature:</i> _____	

1.) There were 8 birds in a tree. Some more birds joined them in the tree. Now there are 17 birds in the tree.

a.) Write an addition equation to show the number of birds that joined the first 8 birds. (MGSE1.OA.4) (DOK 1) (2 pts.)

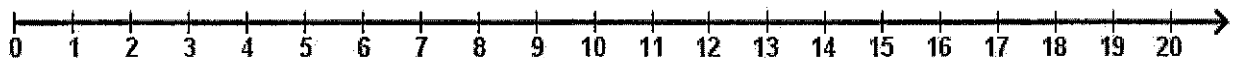
Equation: \_\_\_\_\_

b.) Write a subtraction equation to show the number of birds that joined the first 8 ducks.

Equation: \_\_\_\_\_

2.) Trinity has 7 small pebbles in her pocket. While walking in the park, she picks up 9 pebbles from the ground.

Use the number line below to show how many pebbles Trinity has now. How many pebbles does she have? (MGSE1.OA.5) (DOK 2) (2 pts.)






Trinity has \_\_\_\_\_ pebbles

3) Aiden wants to know what  $4 + 7$  equals. What are 2 ways that Aiden could solve this problem? Use numbers and words to show your thinking.  
(MGSE1.OA.6.b.) (DOK 3) (2 pts.)

1<sup>st</sup> Way:

2<sup>nd</sup> Way:

4.) Heather took a survey of 21 classmates to find out their favorite outside activities. Nine students said they like riding bikes. Seven students enjoy jumping rope. The rest of the students said their favorite activity is playing soccer. Complete the chart below. (MGSE1.MD.4) (DOK 1) (3 pts.)

Favorite Outside Activities	Tally Marks	Total
 Riding a bike		
 Playing soccer		
 Jumping rope		

Show your work

# Nonfiction

## Text Features File Folder Project

<p><b><u>Table of Contents (3 points)</u></b></p> <ul style="list-style-type: none"><li>- Choose 1 title in the table of contents you would like to learn about and write the title and the page number in your folder.</li><li>- Write the purpose of a table of contents</li></ul>	<p><b><u>Headings (3 points)</u></b></p> <ul style="list-style-type: none"><li>- Choose 1 heading from your book.</li><li>- Write the heading and page # in your folder.</li><li>- Write the purpose of the heading.</li></ul>
<p><b><u>Bold Print (3 points)</u></b></p> <ul style="list-style-type: none"><li>- Find 3 bold words from your book.</li><li>- Copy the bold print words in your folder and include the pg. #</li><li>- Write the purpose of bold words in the text.</li></ul>	<p><b><u>Photo &amp; Captions (3 points)</u></b></p> <ul style="list-style-type: none"><li>- Find a photograph with a caption</li><li>- Draw the picture and include the caption.</li><li>- Write the purpose of the photo and caption.</li></ul>
<p><b><u>Glossary (3 points)</u></b></p> <ul style="list-style-type: none"><li>- Choose 2 words from the glossary.</li><li>- Write each word and the definition.</li><li>- Write the purpose of having a glossary.</li></ul>	<p><b><u>Diagram (3 points)</u></b></p> <ul style="list-style-type: none"><li>- Find a diagram in your book.</li><li>- Draw the diagram and label it.</li><li>- Write the purpose a diagram.</li></ul>

### **File Folder Cover Directions (3 points):**

Write the title and the author of the book on the cover of your file folder. Include your name also. Decorate the cover of your file folder to match the topic of your book.

Do the very best you can! Make your folder NEAT and COLORFUL!  
Each section will count 5 points.

Due November 30, 2017.



Name \_\_\_\_\_ Date \_\_\_\_\_



# Nonfiction

## Text Features File Folder Project Rubric

	Approaching Expectations	Good	Excellent	Total
My project cover includes my name, the book title, and author and illustration name. My cover is neat.	1	2	3	
Table of Contents	1	2	3	
Heading	1	2	3	
Bold Print	1	2	3	
Photo & Captions	1	2	3	
Glossary	1	2	3	
Diagram	1	2	3	
My project is written neatly and in my handwriting (project must be written by the student to receive full credit)	1	2	3	

~~24~~



<p><u>Table of contents</u></p> <p>Chapter 1 Meet the walrus page 4</p> <p>Chapter 3 Growing up page 16</p> <p>- Gives the reading or sections in a book or magazine and tells the beginning page # of each sections.</p>	<p><u>readings</u></p> <p><u>Out in the cold</u> page 10.</p> <p>- Tell the reader what a section is about.</p>
<p>Blubber page 12 Predators page 14 herds page 16</p> <p>- Attention, new words, might be found in the glossary</p> <p><u>Bold Print</u></p>	<p>Some walrus tusks are 3 feet long!</p>  <p>- words near a picture, explain what is happening in the picture.</p> <p><u>Caption</u></p>
<p>Scrimshaw (Scrim-shaw) Art in which designs are carved into ivory or whalebone</p> <p>Herd (Herd) A large group of animals</p> <p>Alphabetically lists new or important words and shows or tells what they mean. And is found in the back of a book. <u>Glossary</u></p>	<p>Most male calves leave their mothers when they are about two or three years old.</p> <p>Gives additional information about a topic.</p> <p><u>Text Box</u></p>
<p><u>Diagram</u></p>  <p>Diagram is a drawing or a picture that helps to explain the parts of something.</p>	<p><u>Title</u></p> <p><u>Awesome walrus</u></p> <p>Title - name of a book, article, film, play, or newspaper</p> <p>Gives the reader an idea about what the topic is.</p>

